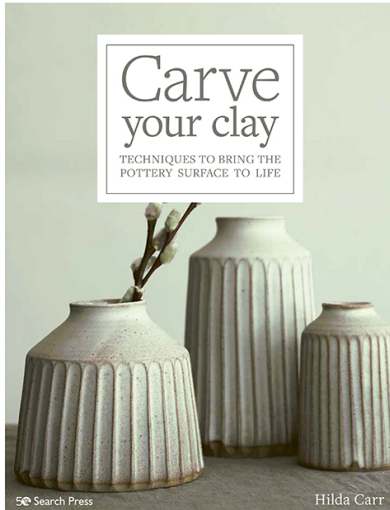


# Carve Your Clay

Techniques to bring the pottery surface to life

HILDA CARR



<b>Publication</b>	1st May 2020
<b>Price</b>	£12.99
<b>ISBN</b>	9781782218524
<b>Format</b>	Paperback 246 x 190 mm
<b>Extent</b>	144 pages
<b>Illustrations</b>	450 Colour illustrations
<b>Publisher</b>	<b>Search Press</b>
<b>Classification</b>	Clay Modelling
<b>BIC CODE/S</b>	WFN
<b>SALES REGIONS</b>	Worldwide excluding North America



## Key Selling Points

- Covers a wide range of decorative carving techniques, from piercing, etching, and inlaying to sgraffito, faceting and fettling
- 20 projects with clear, step-by-step photography and easy-to-follow instructions
- Suitable for new and practising potters alike
- Creatively minded, Hilda Carr has captured the online market with stunning images and videos of her pottery on Instagram.

## Description

Focusing on the pottery surface, *Carve Your Clay* covers a wide range of decorative carving techniques, from piercing, etching, inlaying to sgraffito, faceting, and fettling. The techniques are taught through 20 projects in Hilda's signature style, with clear, step-by-step photography and easy-to-follow instructions to achieve beautiful results. With easy guides on how to create form as well as glazing and firing, this is a comprehensive guide suitable for new and practising potters alike.

## About the Author

A set designer by trade, Surrey-based Hilda Carr turned her hand to ceramics in 2014 and now sells her work through her website as well as in shops and galleries across the UK. She has built up a large following on Instagram (30.5K) where she frequently shares her development and techniques. Check her out @hildacarpottery on Instagram and [www.hildacarpottery.com](http://www.hildacarpottery.com).

## Table of Contents

Meet Hilda

Chapter One: Introduction to Carving

Chapter Two: Tools

Chapter Three: Inspiration

Chapter Four: The Projects

1. Serving plate – sgraffito
2. Sink tidy – Mishima inlay
3. Jug – faceting
4. Candle holder – piercing
5. Hanging planter – fettling
6. Utensil jar – carving agateware

ADVANCE INFORMATION


7. Bottle vase – combing
8. Serving tray – carving and impressing
9. Wall tiles – geometric carving
10. Noodle bowl – carving during throwing
11. Mug – faceting
12. Mini cactus planter – sgraffito on glaze
13. Planter – carving
14. Cylinder vase – sgraffito
15. Serving bowl – organic carving
16. “Initial” coaster – sgraffito using printed template
17. Cup – multi-layered carving of a slip-cast form
18. Stem vase – etching
19. Salad bowl – relief carving
20. Pie dish – wire cutting

Index


### Reviews Anticipated in:

Crafts Beautiful  
 Emerging Potters  
 Ceramic Magazine  
 ClayCraft Magazine


### Related Titles




9781782218098



9781782216469



9781782215608



9781782215592



9781782217602

ADVANCE INFORMATION