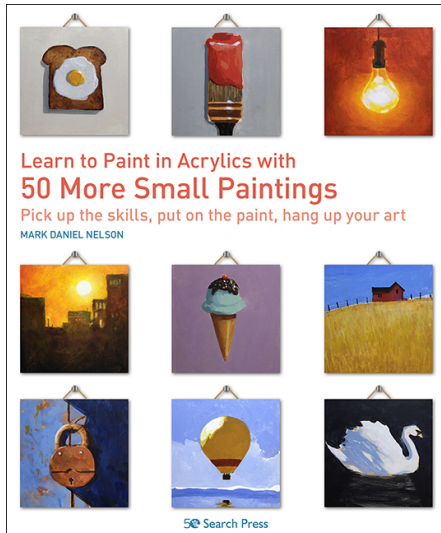


# Learn to Paint in Acrylics with 50 More Small Paintings

Pick up the skills, put on the paint, hang up your art

MARK DANIEL NELSON



<b>Publication</b>	1st April 2020
<b>Price</b>	£12.99
<b>ISBN</b>	9781782218517
<b>Format</b>	Paperback 215 x 254 mm
<b>Extent</b>	144 pages
<b>Illustrations</b>	450 Colour illustrations
<b>Publisher</b>	Search Press
<b>Classification</b>	Acrylics
<b>BIC CODE/S</b>	WFA
<b>SALES REGIONS</b>	Worldwide excluding North America



## Key Selling Points

- Follow up to Mark's previous book *Learn to Paint in Acrylics with 50 Small Paintings*
- A unique course in acrylic painting, enabling you to see your skills develop as you progress through the levels resulting in your own amazing collection of mini paintings on board, paper or canvas
- Ideal for anyone new to acrylics, those looking to improve existing skills or anyone who is daunted by a large empty canvas.

## Description

Whether you're a weekend painter or a painting-a-day kind of painter, there are plenty of wonderful challenges here to keep you occupied and build your skills. Mark Daniel Nelson's first book proved so popular that he has written a sequel. Old fans and new followers will love this practical, how-to paint acrylics book. All the subjects you could possibly want are served up here and presented in the same thoughtful and thorough way in five simple steps.

## About the Author

Mark Daniel Nelson studied classical sculpture and drawing at the prestigious La Scuola Classical Sculpture School and holds a degree in Visual Communications from the Colorado Institute of Art. He has taught courses in Human Anatomy, Art History, and Oil Painting at the Art Students League of Denver and at the Curtis Arts and Humanities Center. His work can be found in numerous public and private collections around the US. He lives in Arizona in the US.

## Table of Contents

### Chapter One: Introduction To Materials And Techniques

Choosing a surface  
Acrylic paint  
Brushes  
Palettes  
Colour and value  
Basic design principles  
Transferring your drawing

ADVANCE INFORMATION

## Displaying your work


Projects will include:

1. Basic paint application: Door
2. Mixing tints and shades: Envelope
3. Opaque layering: T-shirt
4. Simple shadows: Child's chalk drawing
5. Using simplified shapes: Toy duck
6. Exploring brush size: Pastry with sprinkles
7. Introduction to Massing: Daisy
8. Textured layering: Red barn
9. Simple reflections: Hot-air balloon
10. Understanding fabric: Theatre curtain
11. Painting a rough surface: Brick wall
12. Painting wood: Artist's palette
13. Combining rough and smooth surfaces: Egg on toast
14. Painting negative space: Swan
15. Expressive brushstrokes: Banana peel
16. Hatching brushstrokes: Thistle
17. Combining large, medium, and small shapes: Paintbrush
18. Introduction to cubes: Butter and knife
19. Introduction to ellipses: Pineapple slice
20. Introduction to spheres: Pincushion
21. Introduction to cylinders: Pancakes
22. Introduction to cones: Birthday hat
23. Light and shadow on a cube: Sandwich
24. 'Slicing' a cylinder: Cake
25. Intermediate cubes: Building block giraffe
26. Combining a sphere, ellipse, and cone: Ice-cream cone
27. Light, shadow, and value: Paper bag puppet
28. Reflected light: Takeout carton
29. Subtle drybrush layering: Misty mountains
30. Luminosity: Iced tea
31. Translucency: Teabag
32. Transparency: Butterscotch candy
33. Luminosity and transparency: Lightbulb
34. Luminous glazing: Hazy city


## Reviews Anticipated in:

The Artist  
Leisure Painter  
Paint Magazine  
Artbookreview.net  
Artist and Illustrators  
Jackson's Art Blog


## Related Titles



9781782215684




9781782214397




9781782217268



9781782217763



9781782215813



9781782213987