


Pulled Thread Embroidery

Stitches, techniques & over 140 exquisite designs

MARIE-HÉLÈNE JEANNEAU



Publication	1st March 2021
Price	£17.99
ISBN	9781782218432
Format	Paperback with flaps 280 x 216 mm
Extent	144 pages
Illustrations	450 Colour illustrations
Publisher	Search Press
Classification	Whitework
BIC CODE/S	WFBC
SALES REGIONS	WORLD



Key Selling Points

- A traditional technique that involves no cutting or removing of threads
- 140 exquisite designs to try
- Includes clear charts, diagrams and written instructions
- The perfect technique for creating elegant table linen, curtains, cushion covers, clothing and more.

Description

Also known as 'counted thread openwork' or 'drawn fabric embroidery', this beautiful whitework technique is achieved by simply pulling on the threads of the fabric, without cutting or drawing them. It is worked on loosely woven fabrics using a fine tapestry needle, and involves accurately counting the threads to create intricate, geometric designs.

Pulled thread embroidery is well suited to modern-day decorative use, either on its own or combined with other techniques such as hand embroidery, patchwork and quilting. Create gorgeous, delicate edgings for table linen, or beautifully simple yet intricate designs for cushion covers, lampshades or purses. With clear instructions, stitch diagrams, charts and photographs for over 140 stunning designs, plus inspiring photographs of finished pieces, this book is an invaluable resource for anyone interested in this exquisite form of openwork embroidery.

About the Author

Marie-Hélène Jeanneau learnt to embroider as a young child, then later in life, in the 1970s, she developed her interest in the textile arts. As she explored the world of textiles, she was increasingly drawn to embroidery and the endless possibilities it allowed in terms of the interplay of design, texture and materials. During the course of her work she came across pulled threadwork, and began to explore this technique from a contemporary angle. By the late 1980s embroidery had become her full-time pursuit. She began to create her own collections and exclusive designs for a range of items including children's accessories and household linen. In 2008 she began to design pulled thread embroidery patterns, as well as offering courses and internships in embroidery. By seeking inspiration from multiple sources, she gave traditional techniques a modern twist, creating fresh, new designs to embellish everyday objects. Sadly, Marie-Hélène died in 2018, just before the publication of the original French edition.

ADVANCE INFORMATION

Table of Contents

INTRODUCTION

The Basic Stitches 15

SATIN STITCH 16

Pulled satin stitch and damask stitch 17, Variations 36, Diagonal pulled satin stitch 54

FOUR-SIDED STITCH 58

Straight four-sided stitch 59, Variation 66, Diagonal four-sided stitch 68

WAVE STITCH 72

Straight wave stitch 73, Specific case: chain stitch 78, Diagonal wave stitch 81

ZIGZAG STITCH 86

Straight zigzag stitch 87, Faggot stitch 90, Double faggot stitch 98

DIAGONAL DRAWN FILLING 104

or half diagonal four-sided stitch

CROSS STITCH 110

Upright cross stitch 111, Ordinary cross stitch 115

COMPOSITE FILLINGS 121

Index of fillings 141

Biography 143

Bibliography & Resources 144

Reviews Anticipated in:

Mary Corbet's Needle 'n' Thread


Sew Magazine

Stitch Magazine


Crafts Beautiful

Love Embroidery


Related Titles




9781782218326




9781782216438




9781782211792



9781782219217



9781782216896



9781782216063