

# Macramé for the Modern Home

16 stunning projects using simple knotting and dyeing techniques

ISABELLA STRAMBIO



<b>Publication</b>	1st April 2020
<b>Price</b>	£12.99
<b>ISBN</b>	9781782218364
<b>Format</b>	Paperback 260 x 204 mm
<b>Extent</b>	128 pages
<b>Illustrations</b>	300 Colour illustrations
<b>Publisher</b>	<b>Search Press</b>
<b>Classification</b>	Knotting & Braiding
<b>BIC CODE/S</b>	WFC
<b>SALES REGIONS</b>	WORLD



## Key Selling Points

- Make 16 beautiful Insta-ready macramé projects to hang on your wall, decorate your home and transform your outdoor space
- Use simple knotting and natural dyeing techniques, all clearly explained step by step
- Isabella uses 100 per cent recycled materials and completely natural dyes, for beautiful, environmentally-friendly results.

## Description

Start by learning 18 key knots and 8 beautiful patterns, all shown clearly using step-by-step photography. Learn how to extract dye from natural materials and how to pre-treat, dye and dip-dye your string. Key safety advice is given here, as well as helpful tips for working with large pieces of macramé, knotting from an irregular-shaped support and keeping an even tension.

The 16 projects are divided into 4 chapters: Macramé on the wall, Macramé to hang, Macramé for outdoors, and Macramé to decorate. The projects range from reworked classics such as the wall hanging and the plant hanger, which have been given a fresh, Insta-ready twist, to a wreath, bunting, hanging bedside table, mirror hanger, rug and tassels. Each project clearly explains which knots to use, how to cut your yarn, how long the project will take, plus step photographs are provided as necessary.

The projects are easy to follow, genuinely desirable and, best of all, really simple to make!

## About the Author

Isabella Strambio is a self-taught macramé and natural dye artist. She is half Italian and half Japanese and she grew up by the sea in Italy. At 18, she moved to the UK to learn English and study Interior Design.

Isabella has always been attracted to design, hand-made products, natural materials and textures, and her passions are reflected in her work. She is also a big advocate of using recycled materials for her macramé work and food scraps for her natural dyeing. She started her blog [www.twome.co.uk](http://www.twome.co.uk), to document her personal journey to learn 12 new crafts in 12 months. In 2017, she took the leap and quit her career as an Interior Designer to work full-time on her small creative business.

She has been featured in the *Sunday Telegraph*, the UK TV series *Kirstie's Handmade Christmas* and regularly writes macramé tutorials for magazines like *Mollie Makes*, *In the Moment*, *Hobbycrafts* and *Origin*. In 2019, her Natural Dyed Japanese Apron was one of the finalists for the Etsy Design Award. She runs workshops, events and teambuilding classes in London and across the UK. She also teaches macramé and natural dyeing online for people that cannot attend her workshops.

ADVANCE INFORMATION

**Table of Contents**

Introduction 6  
 How to use this book 8  
 Tools 10  
 Materials 12  
 Looking after your body 13  
 Knots 14  
 Patterns 22  
 Macramé tips 28  
 Dyeing equipment & ingredients 34  
 Natural dyeing techniques 36

Macramé on the wall  
 Wreath 42  
 Bunting 48  
 Wall hanging 52  
 Diamond wall hanging 58  
 Curtain 64

Macramé to hang  
 Plant hanger 72  
 Wall plant hanger 76  
 Mirror hanger 80  
 Bedside table 86

Macramé for outdoors  
 Table runner 92  
 Tealight cover 98  
 Lampshade 104


Macramé to decorate  
 Pillow cover 108  
 Curtain tieback 114  
 Rug 118  
 Tassels 124

Acknowledgements 128


**Reviews Anticipated in:**

Crafts Beautiful  
 Mollie Makes Magazine  
 Workbox  
 Make It Today Magazine  
 Hot Brands Cool Places Magazine  
 Let's Get Crafting Magazine


**Related Titles**



9781782213567



9781782217015



9781782212171