


# How to Make Cloth Dolls

6 fabulous designs and all the techniques you need

JAN HORROX



<b>Publication</b>	1st February 2020
<b>Price</b>	£14.99
<b>ISBN</b>	9781782217862
<b>Format</b>	Paperback 280 x 216 mm
<b>Extent</b>	144 pages
<b>Illustrations</b>	400 Colour illustrations
<b>Publisher</b>	<b>Search Press</b>
<b>Classification</b>	Textile Craft: Other
<b>BIC CODE/S</b>	WFB
<b>SALES REGIONS</b>	WORLD



## Key Selling Points

- 6 wonderful step-by-step projects with full-size templates
- Clear, easy-to-follow instructions for making hands and feet, making hair, needlesculpting and painting faces, and putting the dolls together
- Contains the best of Jan's previous books: *Introduction to Making Cloth Dolls* and *Making Fantasy Cloth Dolls*, which have sold over 44,300 copies.

## Description

Containing 6 wonderful step-by-step projects and ideas for many more, this highly practical guide is aimed at those who are new to doll making, as well as more experienced needlecrafters. It contains the best of Jan Horrox's previous titles: *Introduction to Making Cloth Dolls* and *Making Fantasy Cloth Dolls*.

Jan's beautiful dolls are exquisitely made, yet by breaking the process down into easy-to-follow steps, they become surprisingly easy to achieve. Full of character and life, Jan's dolls are made using a wide range of colourful fabrics, trims, ribbons and buttons and are ideal for using up scraps and oddments of materials.

There are clear, step-by-step instructions for making hands and feet, making hair, and needlesculpting and painting the exquisite faces to really bring the dolls to life. There are also instructions for making webbed fingers and delicate fairy wings as well as a mermaid's tail. Full-size templates for all the body pieces are supplied at the back of the book.

With 6 projects to choose from, including fairies, wood nymphs, mermaids, witches and a steampunk doll, this book provides all the means and inspiration you need to make your own gorgeous dolls.

## About the Author

Jan Horrox's career began in 1973 when she gained a Diploma in Fashion/Textile Design from North East London Polytechnic. She went on to establish her own range of fashion knitwear, which she designed and manufactured supplying to high-end stores as well as independent retailers in the US, UK and Japan. Jan has taught knitwear and textiles part-time at various colleges in the UK. In 2004, Jan Horrox Cloth Dolls emerged from this past textile practice, and currently supplies cloth doll requirements, patterns and workshops as well as blog tutorials and advice from the website [www.janhorrox.co.uk](http://www.janhorrox.co.uk). Jan's work is exhibited throughout the UK. She lives in Glastonbury, UK.

ADVANCE INFORMATION

## Table of Contents

Introduction  
Materials & equipment  
Making heads and faces  
Making hands  
Making feet


1. Miranda
2. Anastasia
3. Titania
4. Peaseblossom
5. Moon Flower
6. Nerissa
7. Merina
8. Morwenna
9. Rhiannon

Templates  
Index


## Reviews Anticipated in:

Merseyside Embroiderer's Guild  
Sew magazine  
Crafts Beautiful


## Related Titles



9781844487653



9781844489299




9781782215974



9781782215790



9781782215370



9781844487707

ADVANCE INFORMATION