


Drawing Animals

How to create realistic drawings of animals using graphite pencils

LUCY SWINBURNE



Publication	October 2019
Price	£12.99
ISBN	9781782217190
Format	Paperback 280 x 216 mm
Extent	144 pages
Illustrations	200 Colour illustrations
Publisher	Search Press
Classification	Drawing
BIC CODE/S	WFA, AFF
SALES REGIONS	WORLD



Key Selling Points

- 20 step-by-step projects improve your skills at drawing animals realistically
- BRAND NEW sections on drawing key features and textures of your favourite animals, plus how to capture them in movement
- In-depth section on materials and mark-making
- Clear and relevant advice on drawing techniques including planning, composition and transposing an image
- Over 15,000 copies sold of the previous edition
- The author has included information for a web page where readers can access full-size photos of the animals in the projects

Description

Brand-new, updated edition of the bestselling book, *Drawing Masterclass: Animals* by popular artist, Lucy Swinburne.

Whether you want to capture a beloved pet cat or a magnificent wolf on paper, this book provides a complete course in how to draw them. All the essential drawing techniques and materials you need are explained clearly and simply by Lucy, and two brand new sections show you how to sketch the key features of a wide variety of animals such as eyes, ears and fur, and how to capture movement. The 20 step-by-step exercises inside draw on a diverse range of subjects from various continents, including meerkats, lizards and horses.

This inspiring book is a must-have for any artist seeking to capture the spirit and character of animals in their drawings.

About the Author

Lucy Swinburne trained as a Graphic Designer in 1988 and was selected as a finalist in the *Daily Mail's* first "Not the Turner Prize" competition in 2003. She subsequently exhibited at the Mall Galleries. Lucy also writes articles for the *Leisure Painter* magazine and holds regular workshops for artists where she tutors students in pastel techniques. These painting workshops are based on animal subjects, wildlife or domestic and more recently, people portraits. Lucy also provides individual tuition, demonstrates for art groups and runs a private class in Hertfordshire.

ADVANCE INFORMATION


Reviews anticipated in

The Artist
 Leisure Painter
 Artists and Illustrators
 Paint Magazine
 Artbookreview.net


Table of Contents

Introduction
 The history of drawing animals
 Materials
 How to start
 Drawing key features
 - Ears
 African Wild Dog Ears *step-by-step*
 - Noses
 Buffalo nose *step-by-step*
 - Hands and feet
 Squirrel hands *step-by-step*
 Leopard paw *step-by-step*
 - Texture and pattern
 Texture - Snake *step-by-step*
 Pattern - Scottish Wildcat *step-by-step*
 WILD ANIMALS
 - Wolf *step-by-step*
 - Meerkat *step-by-step*
 - Red Panda *step-by-step*
 - Tiger *step-by-step*
 - Cheetah *step-by-step*
 DOMESTIC ANIMALS
 - Dogs *step-by-step*
 - Cats *step-by-step*
 - Horses *step-by-step*
 - Rabbit *step-by-step*
 - Bearded Dragon *step-by-step*
 Drawing animals in movement
 Asian Elephant *step-by-step*
 Index


Related Titles




9781782215127




9781782216605




9781782215929



9781782212935



9781844489213



9781844486649