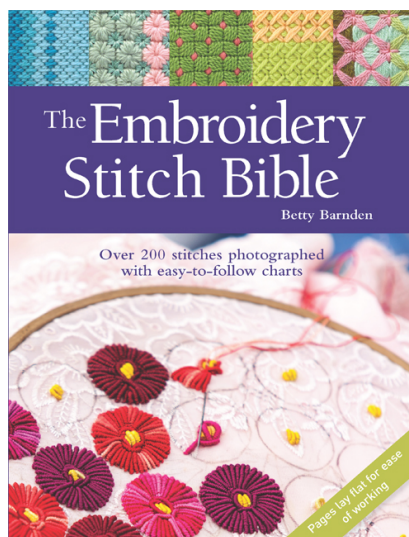


The Embroidery Stitch Bible

Over 200 stitches photographed with easy-to-follow charts

BETTY BARNDEN



Publication	December 2017
Price	£14.99
ISBN	9781782216025
Format	Paperback 235 x 178 mm
Extent	256 pages
Illustrations	400 Colour illustrations
Publisher	Search Press
Classification	Embroidery: Other
BIC CODE/S	WFBC
SALES REGIONS	Worldwide excluding North America



Description

A new and up-to-date edition of the successful stitch bible, by bestselling author and needlework designer Betty Barnden.

Trends in embroidery styles come and go, but the basic stitches and techniques remain the same. In this essential directory, hand sewers will have a collection of over 200 stitches at their fingertips – from basic chain worked into fabric through to Florentine work on a canvas. Each one is explained with written step-by-step instructions and how-to techniques to get you started, and are accompanied by clear artwork and a photo of the finished stitch.

Follow the diagrams and instructions in this beautifully illustrated and jam-packed book to discover the wonderful variety of effects that can be created with just a needle and thread, and discover – or rediscover – the sensuous, tactile, wearable art of embroidery.

Key Selling Points

- A new and up-to-date edition of the immensely successful stitch bible
- Over 200 stitches inside, from basic chain worked into fabric through to Florentine work on a canvas
- Each stitch is explained with written step-by-step instructions and how-to techniques to get you started, and are accompanied by clear artwork and a photo of the finished stitch
- Decorative handstitching has seen a resurgence in recent years, and this book provides both ideas and techniques for a new generation of crafters
- For beginners or experienced hand sewers looking for a reminder, it has everything a sewer needs to know to produce beautifully decorative needlework

About The Author

Betty Barnden is a freelance needlecraft designer who studied furniture design at the Royal College of Art (where she made her first tubular knitted chairs). Betty has designed knitting patterns for companies such as Sirdar, Patons, Jaeger and King Cole. Her knitwear, embroidery and crochet designs have appeared in many magazines over the years, and she has also designed embroidery projects and kits. Betty regularly contributes to Sewing World magazine, and is the author of more than 12 books on needlecraft.

Table Of Contents


Introduction
Stitch selector

ADVANCE INFORMATION


SEE REVERSE

Embroidery essentials
 The stitch collection
 Stitches for fabric
 Line stitches
 Chain stitches
 Blanket stitches
 Crossed stitches
 Feather stitches
 Satin stitches
 Couching stitches
 Laid filling stitches
 Detached stitches
 Raised stitches
 Woven stitches
 Insertion stitches
 Smoking stitches
 Drawn thread stitches
 Pulled stitches
 Stitches for trimmings
 Stitches for canvas
 Diagonal stitches
 Straight stitches
 Crossing stitches
 Composite stitches
 Loop and pile stitches
 Working practice
 Counted thread techniques
 Freestyle embroidery techniques
 Canvaswork techniques
 Finishing touches
 Glossary, index and credits


Related Titles




9781782212652




9781782214755




9781782211679



9781782211617



9781782211693



9781903975473