


Needle Weaving Techniques for Hand Embroidery

HAZEL BLOMKAMP



Publication	September 2017
Price	£12.99
ISBN	9781782215172
Format	Hardback 210 x 148 mm
Extent	112 pages
Illustrations	150 Colour illustrations
Publisher	Search Press
Classification	Embroidery: Other
BIC CODE/S	WFBC
SALES REGIONS	WORLD excluding South Africa



Description

Working from loom weaving graphs and patterns, Hazel Blomkamp has modified and documented 42 different needle weaving techniques and patterns in this handy stitch book. The book begins with basic guidance on needle weaving techniques, based on a single weaving method which Hazel has broken down into easy steps. 42 needle weaving patterns are then described, each with a clear diagram and step-by-step instructions, and a photographed example of one of Hazel's beautiful woven pieces. All the stitches have been detailed on one side of the page only, allowing you to place your magnetic cross-stitch board underneath. You can then use the magnetic rulers that come with the board to mark the row that you are working on, making the instructions easier to follow. The book is wire-bound, allowing the pages to lie flat while you work, and the book's notebook-size fits perfectly in a workbag for easy transportation while stitching on the go. With all the stitches needed for needle weaving embroidery at their fingertips, both new and experienced embroiderers will find inspiration from this invaluable resource.

Key Selling Points

- Key techniques and over 40 stitches for needle weaving hand embroidery
- Each technique comes with an illustration of the stitch, photographs showing examples of needle weaving pieces, and detailed but easy to follow step-by-step instructions on what to do
- Instructions on one side of the page only, allowing you to slide your magnetic board underneath
- Handy wire-bound and notebook-size format for greater portability

About The Author

Hazel Blomkamp has dabbled with all the needlecrafts since childhood. When her children were babies she developed a passion for embroidery to break the tedium of life with toddlers, using it as her evening reward for having survived the day with her sanity intact. Her children are now young adults and she still embroiders in front of the television every night. She has been designing for the past 18 years. Preferring to design projects which appear to be traditional, she pushes the boundaries by introducing other forms of needlecraft into traditional techniques. Along with designing, she runs a busy website from home. She teaches at her home studio, in Pietermaritzburg, South Africa and travels throughout South Africa and to Australia teaching embroidery and fine beadwork. She is a regular contributor to South African and Australian embroidery magazines and is a columnist for the South African Stitches Magazine.


ADVANCE INFORMATION

SEE REVERSE


Table Of Contents

Basic information and tips
How to read the instructions
Getting started
Warp stitches
Weft stitches
Keeping the pattern intact
General tips for working weft stitches
Basic weaving stitches
Checks and stripes
Patterns
Braids and edges
Textures


Related Titles




9781782215189




9781782213482



9781782211068



9781844488483



9781782214243



9781782212850

ADVANCE INFORMATION