


Sewing Lampshades

How to create your own tailored and pleated designs

JOANNA HEPTINSTALL



Publication	June 2018
Price	£14.99
ISBN	9781782214496
Format	Paperback 280 x 216 mm
Extent	160 pages
Illustrations	450 Colour illustrations
Publisher	Search Press
Classification	Sewing
BIC CODE/S	WFB
SALES REGIONS	WORLD



Description

Learn to sew your own stunning lampshades using this comprehensive step-by-step guide from the founder of the Traditional Upholstery School, Joanna Heptinstall. The book contains 18 fully illustrated step-by-step projects, featuring tailored, pleated, faux-pleated and loose-cover designs. Each technique is covered in detail, from measuring your fabric, choosing a frame shape, calculating your seams, creating a shade, adding trims and choosing a stand. The projects require few specialist tools, can be easily customised to suit your home decor, and cover a range of styles, sizes and fabrics. The book is bursting with inspirational images, along with tips and tricks of the trade that Joanna has acquired over her successful career in upholstery.

Key Selling Points

- Sew 18 beautiful tailored, pleated and loose lampshades to suit your home decor
- Easy-to-follow step-by-step instruction for each project, with every technique clearly explained
- Contains advice on choosing a frame shape, calculating seams, adding trims and choosing a stand, so that you can create exactly the shade you want

About The Author

Joanna Heptinstall has been involved with lampshade making for many years, researching and experimenting with the subject and taking on bespoke commissions for private customers. Joanna runs The Traditional Upholstery Studio in Wiltshire, offering a highly skilled furniture recovering, respringing and repair service. It also offers a specialist bespoke lampshade making and repair service. Joanna offers upholstery classes, which she runs locally as well as at the WI's Craft School at NFWI Denman, the WI's flagship headquarters in Marcham, Oxfordshire.


Visit her website www.traditionalupholsteryschool.co.uk.

Table Of Contents


Introduction	6
Sewing Kit	8
Fabrics	10
Frame Shapes	12
Lampshades of very different shapes	16
Tailored Projects	18

Making a tailored shade:
the core skills 20
Multi-panelled Rag Bag Shade 36
Silver Shells Shade 44
Embroidered Vintage Table Linen Shade 50
Wool Origami Shade 56
Machine-embroidered Shade 62
Hand-embroidered Gift Shade 70
Woolly Tweed Shade 76
Pleated Projects 84
Making a pleated shade:
the core skills 86
Silk Box-pleated Shade 94
Swathed Pleats and Chiffon Roses 102
Mini Gathered Shades 110
Ombre Swathed Gathers 116
Striped Swathed Chiffon 124
Faux Pleats Projects 130
Faux Pleats with Bias Binding 130
Party Shades 136
Loose Projects 142
Reversible Kitchen Shade 144
Easy Loose Cover 150
Trimnings 154
Ideas for Stands 158
Index 160

Related Titles



9781782211082



9781782214588



9781782214304



9781782214564



9781782213352



9781782212546

ADVANCE INFORMATION