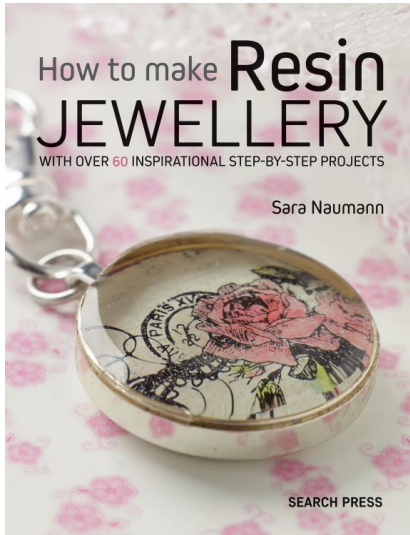


# How to Make Resin Jewellery

With over 60 inspirational step-by-step projects

SARA NAUMANN



<b>Publication</b>	April 2017
<b>Price</b>	£9.99
<b>ISBN</b>	9781782213376
<b>Format</b>	Paperback 280 x 216 mm
<b>Extent</b>	96 pages
<b>Illustrations</b>	215 Colour illustrations
<b>Publisher</b>	Search Press
<b>Classification</b>	Jewellery
<b>BIC CODE/S</b>	WFJ
<b>SALES REGIONS</b>	WORLD

## Description

Resin jewellery first started in the US around 6 years ago and has now become a category of its own within the jewellery-making market. The technique is very simple – you simply mix the two-part resin together and pour into a bezel or pendant. Rings, pendants, brooches, cufflinks, hairpins and bracelets are all easy to make and look incredibly professional when done. The product Sara uses is ICE Resin, which is the most popular brand of resin, and is widely available through Amazon, Etsy and various other online outlets. The beauty of this kind of jewellery-making is that it is not only easy and relatively quick to make, but it is also incredibly versatile. You can add numerous items to the resin to achieve different effects. You can place paper in the bezels to act as a ‘background’ to the resin – such as old book paper, map paper, scrapbook paper, photographs and so on. Paper can also be painted, stencilled, or layered with washi tape before being coated with resin. In addition, you can also immerse various items in the resin before it cures, such as dried flowers and leaves, feathers, shells, beads and charms. You can add materials to the resin to achieve different effects, such as such as glitter, coloured inks, nail polish and virtually anything else you can think of. The author takes readers through various options for making the jewellery, which is very much open to experimentation and therefore something that people can tailor to their own likes and personality. The twist with this book is the inclusion of paper - so it is really paper-crafted jewellery. Old papers like maps and sheet music give a vintage vibe, while scrapbooking or origami papers look fresh and contemporary. This book will therefore appeal to the papercrafting and jewellery-making markets.

## Key Selling Points

- Make stylish jewellery in next to no time
- Minimal tools and materials required
- Easy, step-by-step techniques to follow

## About The Author

Sara Naumann is an American mixed-media artist, writer and workshop instructor and has been in the art and craft industry for nearly 20 years, initially working for American scrapbook manufacturer Hot Off The Press. She now spends her time teaching, writing for magazines and making. She is also an active member of the CHA. Her work can be found in: *Stamp & Scrap Arts*, *Cloth Paper Scissors*, *Crafts Beautiful* (where she has a monthly column), *The Craft Stamper* and (starting soon) *PaperCrafter* magazine. Sara's niche is papercrafting mixed-media (specifically stamping and cardmaking, two strong categories in the UK and US markets). Her target reader is beginner-intermediate, and her mission is to make mixed-media techniques accessible to all skill and experience levels. Here are a few links: Website: <http://www.saranaumann.com/> Blog: <http://www.saranaumann.com/blog/> You Tube show: <http://www.youtube.com/user/saranaumann> Video bio: <http://www.saranaumann.com/bio/>


ADVANCE INFORMATION

SEE REVERSE


## Table Of Contents

- Introduction 6
- Tools and Materials 8
- What is Resin? 10
- Troubleshooting 20
- Paper Techniques 22
- The Projects
- Using Paper 30
- Scrapbook paper 32
- Map paper 34
- Book paper 36
- Origami paper 38
- Napkin and tissue paper 40
- Washi tape and paper 42
- Stamping 44
- Heat embossing 46
- Inkpad press 48
- Image transfer paper 50
- Mylar sheets 52
- Fabric 54
- Colouring Agents 56
- Glitter Glue 58
- Alcohol Ink 60
- Nail polish 62
- Acrylic Paint 64
- Powder Inclusions 66
- Enamelling powder 68
- Pigment Powder 70
- Clear Fine Glitter 72
- German Glass Glitter 74
- Embossing powder 76
- 3-D Inclusions 78
- Megaflake 80
- Buttons and watch parts 82
- Natural inclusions 84
- No-bezel Jewellery 86
- Wooden shapes 88
- Game pieces 90
- Freeform Pieces 92
- Commercial Moulds 94
- Index 96


## Related Titles



9781782210771




9781782212980



9781782210443



9781782212584



9781782212669



9781782211105

ADVANCE INFORMATION