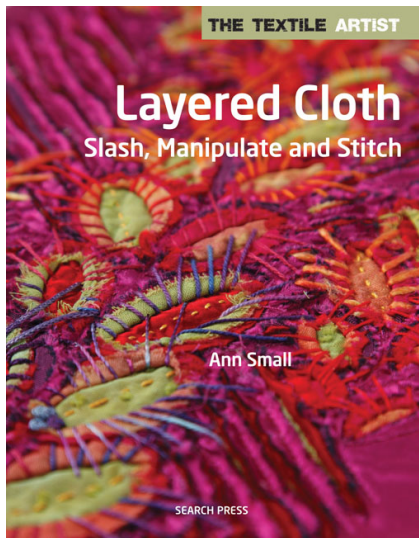


# Textile Artist: Layered Cloth

## Slash, Manipulate and Stitch

ANN SMALL



<b>Publication</b>	July 2017
<b>Price</b>	£17.99
<b>ISBN</b>	9781782213345
<b>Format</b>	Paperback 280 x 216 mm
<b>Extent</b>	144 pages
<b>Illustrations</b>	375 Colour illustrations
<b>Publisher</b>	Search Press
<b>Classification</b>	Textiles Mixed Media
<b>Series</b>	Textile Artist
<b>BIC CODE/S</b>	WFB
<b>SALES REGIONS</b>	WORLD



### Description

Ann Small's imaginative use of cutting and manipulating techniques, and her layering and colouring tricks, makes this your 'go-to' guide for bringing form and texture to your fabric work. This book is a rich resource and reference for textile artists seeking new ideas and who want to experiment with texture and pattern.

Clear, close-up images and exciting hot tips help to make layering enjoyable and accessible. All aspects of texture and pattern are explored in this fantastic reference book that will bring new dimensions to your fabric work.

### Key Selling Points

- Insight and guidance into Ann Small's unique way of working with layers
- Exciting ways with innovative techniques
- For all skill levels: clear instruction with simple beginnings and pages of inspiration for experienced textile artists
- Expert insights into fabric layering from a leading expert

### About The Author

Ann lives and works in Hertfordshire, and has exhibited widely in the UK, America and Canada. She trained in Canada, and also at Goldsmith's College, London. She has a Fine Art degree, and with her love of colour and design, she has developed unusual and exciting techniques in her current textile art work. Ann now devotes her time to mentoring and making, developing her work for exhibitions and galleries. She will be a featured artist in the Knitting and Stitching Show 2017.

### Table Of Contents


Introduction	6
Tools and materials	8
All about layering	14
Hand stitch embellishment	36
Inspiration and Design	44
Finding ideas	46
Textile art	64
Creating with colour	76
Pushing the Boundaries	84

ADVANCE INFORMATION


SEE REVERSE

- Trapunto 86
- Trapunto carving 92
- Step-by-step project
- Book stacks 98
- Sculptural book stacks 102
- Step-by-step project
- Twisted spirals 110
- Twisted blooms and buds 116
- Step-by-step project
- Puffs 122
- Flower puffs 126
- Step-by-step project
- Three-dimensional appliqué 84
- Handbag 134
- Step-by-step project
- Brooches 138
- Step-by-step project
- Scarf 140
- Step-by-step project
- Going further 142
- Index 144


### Related Titles



9781782210306



9781782210740



9781844488681



9781844487622



9781844489886



9781782210146

ADVANCE INFORMATION